



# Excess 11

## TECHNICAL SPECIFICATIONS




Length overall	<b>11.42 m</b>   37'6"
Hull length	<b>11.33m</b>   37'2"
Beam	<b>6.59m</b>   21'7"
Mast clearance	<b>17.27m</b>   56'8"
Draft	<b>1.15m</b>   3'9"
Light displacement [EEC]	<b>9,000 kg</b>   19,845 lbs



Square top mainsail	<b>55m<sup>2</sup></b>   592 sq ft
Overlapping genoa	<b>32.5m<sup>2</sup></b>   350 sq ft
Code 0 [option]	<b>54m<sup>2</sup></b>   581 sq ft
Upwind sail area	<b>90m<sup>2</sup></b>   969 sq ft
Upwind sail area [Pulse Line]	<b>95.5m<sup>2</sup></b>   1028 sq ft



Fresh water capacity	<b>300 L</b>   79 US Gal
Black water capacity	<b>160 L</b>   42 US Gal
Fuel capacity	<b>2 x 200 L</b>   2 x 53 US Gal
Engines	<b>2 x 29 HP</b>
Berths	<b>6 to 12</b>
EC Certification	<b>A: 8 - B: 12 - C: 16 - D: 20</b>



## EXTERIOR

- Vacuum infused hull and nacelle
- Deck and roof : injection
- Polyester and high quality anti-osmotic resin
- Balsa core hull
- Grey gelcoat hull [Ral 7004]

### SAILS

- 1 square top mainsail in Dacron® [color:white] with battens, horizontal cut
- 1 overlapping genoa in Dacron® [color: white] on furler, horizontal cut, with orange UV cover

### RIGGING [Standing & Running]

- Anodized aluminium mast
- 2 spreaders set
- Deck light and steaming light on mast
- Anodized aluminum boom
- Anodized aluminum crossbeam with fixing point for the genoa furler and the davit
- Coated shrouds
- Forestay with furler for overlapping genoa
- Adjustable lazy-jack
- 2 shroud chainplates
- 1 forestay chainplate on transversal beam
- Double braided mainsail halyard - polyester [Dyneema® core]
- Double braided genoa halyard - polyester [Dyneema® core]
- 2 mainsail sheets, pre-stretched - polyester
- 2 reef lines, pre-stretched - polyester [reef 1 dyneema core]
- 2 genoa sheets, pre-stretched - polyester
- 1 genoa furler line, pre-stretched - polyester

### DECK HARDWARE [Winches & Gear]

- 1 manual winch size 40.2 STA [starboard]
- Main sail clew line lashing
- 1 block + clutch on deck for furling genoa maneuver [starboard]
- 2 genoa sheet on track with friction rings

### MOORING

- Composite longitudinal crossbeam with integrated chain run and 1 mooring cleat
- Quick 1.000 W electrical windlass [10mm chain]
- 8 mooring cleats

### DECK EQUIPMENT

- Main deck in white composite
- 2 Flush deck hatches T60 to access bow lockers
- 2 Flush deck hatches T10 with vent
- 4 Flush deck hatches T44 with vent
- Sliding door - 2 leaves
- 2 escape hatches under the stairs
- 1 GRP deck hatch for access to gas locker under cockpit seat
- 10 stainless steel stanchions - 600 mm
- Double stainless steel lifelines
- Stainless steel handrail on roof

### AFT COCKPIT

- L-shaped bench on starboard
- GRP cockpit table
- Daybed on port
- Seat on aft beam with large storage locker

### HELM STATIONS

- Main helm station on starboard:
  - Leather covered steering wheel and brake [700 mm]
  - 2 engine panels
  - Mechanical engine throttles
  - Lines storage
- Secondary helm station on port:
  - Leather covered steering wheel [700 mm]

### FORWARD COCKPIT

- Trampoline with grey nylon thread
- Large sun pads area
- 2 GRP hatches for storage and technical access

### TRANSOMS

- Stainless steel swim ladder [port]
- Hot/cold fresh water deck shower [port]

## INTERIOR

- Alpi Honey Teak plywood [UV varnish]
- Plywood floor: Sand

### SALON

- L-shaped sofa [storage under seats]
- Wooden high table
- Chart table with storage and seat

### GALLEY

- Laminated wood countertop [Arpa - Grigio Sasso]
- Starboard:
  - 1 Stainless steel sink
  - 2-burner gas stove
  - Built-in gas oven
  - Trash bin
  - Stainless steel fridge - 130 L 12 V
  - Various storage
- Port:
  - Various storage

### OWNER'S SUITE

- Independent access directly from salon
- Sliding door with storage
- Bed [2.00 x 2.00 m]
- 2 reading lights
- Storage underneath mattress [easy opening with actuator]
- Desk with opening flap
- 1 stool
- Hanging closets with shelves
- Storage | Fabric folder in bulkhead [x2]
- Panoramic hull window with integrated opening porthole
- Adjoining bathroom with direct access
- GRP countertop
- GRP sink with hot/cold water tap
- Various storage units lockers
- Hanging closet with shelves
- Separate shower with Plexiglas door
- Manual sea water WC

### FORWARD CABINS

- Bed [2.05 x 1.80 m | 1.40 m]
- 2 reading lights
- Hanging closet and storage
- Closet with shelves and storage
- Storage underneath mattress [easy opening with actuator]
- Storage | Fabric folder in bulkhead [x1]
- Panoramic hull window with integrated opening porthole

### AFT CABINS

- Bed [2.05 x 1.60 m]
- 2 reading lights
- Storage underneath mattress [easy opening with actuator]
- Storage | Fabric folder in bulkhead [x1]
- Panoramic hull window with integrated opening porthole

### HEADS

- Access from companionway through sliding wooden door
- GRP countertop
- GRP sink with hot/cold water tap
- Overhead lockers
- Separate shower with Plexiglas door
- Manual sea water WC

## SYSTEMS

### ENGINE

- 2 diesel engines YANMAR 3YM30 29HP saildrive
- 2-blades fixed propeller [16"x14"]
- Engine compartment air extractor - 12 V
- 2 GRP hatches for engine compartment access

### NAVIGATION

- Textile steering system
- Link rod between the rudders
- Rudder with stainless steel shaft
- Stainless steel emergency tiller

### FUEL SYSTEM

- Rotomould fresh water tank [2 x 200 L | 2 x 53 US gal]
- Deck fuel fillers on aft beam [starboard and port]
- Fuel shut off valves under berths in aft cabins

### WATER SYSTEMS

- Rotomould fresh water tank [300 L | 79 US gal]
- Water pump
- Water heater 230 V [25 L | 7 US gal]
- Fuel shut off valves under berths in aft cabins
- Shower pump with automatic drain
- Black water tank [80 L | 21 US gal] for each head
- 1 manual bilge pump per hull
- 1 automatic bilge pump per hull, with alarm

### ELECTRICAL SYSTEM

- 2 alternators 12 V - 125 A
- 2 start batteries 12 V - 50 A [AGM]
- 2 service batteries 12 V - 140 A [AGM]
- 40 A charger
- Service batteries breakers in port engine compartment
- Engine battery breakers in port & starboard engine compartments
- Charge divider
- Main DC panel at chart table - 12 V
- USB socket integrated on main DC panel - 12 V
- USB socket at chart table - 12 V
- Monitoring tank levels - 2.4' screen
- Interior lighting LED - 12 V
- Navigation lights LED

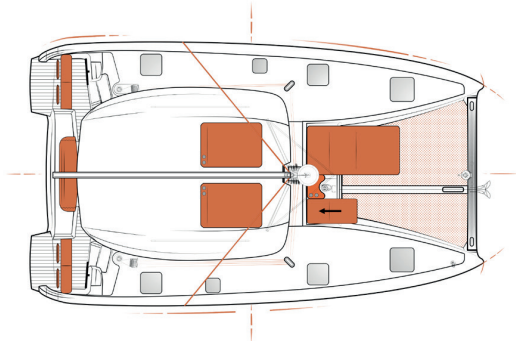
### SAFETY

- Liferaft storage under aft beam
- Access to extinguisher nozzle port for engine compartment

## SAIL AWAY [Option]

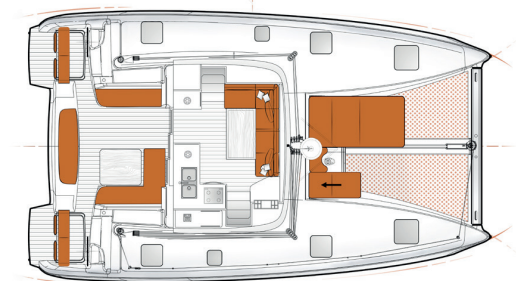
- Electric Pack
  - 2 additional service batteries 12 V - 140 A [AGM] [Tot: 4x 140 A AGM]
  - 40 A charger
  - Battery controller
  - Shore power - 32 A
  - 230 V outlet and double USB sockets in salon and cabins
  - USB sockets at helm station [x2] - 12 V
- Garmin electronics
  - 7" multifunctional display [starboard console]
  - Tablet support [portside console]
  - VHF single handset | portative compass [chart table]
  - Autopilot with electronic compass
  - Speed | Depth | Temp.Smart Transducer
  - Wind transducer
- Double helm foldable seat on starboard
- Roof forward portholes [x2]
- Deck light

### ROOF



-  **NAVAL ARCHITECT**  
VPLP design
-  **EXTERIOR DESIGN**  
Patrick le Quément
-  **INTERIOR DESIGN**  
Nauta Design

### DECK - COCKPIT



### 3 CABINS - 2 HEADS



### 4 CABINS - 2 HEADS



LOA: 11.42 m | 37'6"  
BMAX: 6.59 m | 21'7"



6 - 12



2 x 29 HP



2 x 200 L | 2 x 53 US gal



300 L | 79 US gal  
[Opt: +300 L | +79 US gal]



160 L | 42 US gal